



2023-2024

NIAGARA CHARTER SCHOOL

21ST CCLC End-of-Year Program Summary



WHAT'S IN THIS REPORT



Introduction

Program Overview

Results

What's Next

About 21st CCLC

In 2022, Niagara Charter School (NCS) was awarded a competitive Round 8 21st Century Community Learning Center (CCLC) NYS Education Department grant* to run quality out-of-school-time academic and enrichment programming from 2022-2027.

21st CCLC Programs include...



Extended Hours



Family Engagement




Academic Programming



Community Engagement



Enrichment Programming



to improve...



Academic Achievement



Positive Behaviors

*21st CCLC is a federal grant program administered by each state.

About this Report

Evaluation is required for all NYSED 21st CCLC grants. These evaluations include many elements conducted throughout the year for both accountability and learning.

An Annual Evaluation Report was provided to NYSED to provide them with information needed for the State-wide evaluation of all programs.

This 'local report' is designed to provide the results from the past year of programming in a way that will foster learning and growth for this 21st CCLC program. It is designed to be shared with the community.



Niagara Charter School 21st Century Logic Model

Expert. Timely. Responsive. *Items marked with an * will be measured at the end of each year*

Students K-6th Grade
who are most in need of interventions based on warning indicators, including chronic absenteeism, disciplinary referrals, and below grade-level academic performance.

Parents

Partners

OST Program
1 hr. before school and 1 hr. after school AND 1 Saturday a month from 9am-11pm or 1 Tuesday 4pm-6pm

Academic tutoring support, Robotics, Fbites, Niagara University Mentoring

Girls on the Run(GOTR), Boy Scouts, Leader in Me Program, Drill

Summer Program
M-F 9am-3pm/4 weeks

*Provide at least 400 hours programming over 40 weeks

Parent Workshops

* Facilitate whole family Enrichment activities

Collaboration

*The school will partner with at least 2 community organization to provide youth development programming each year.
*Partners provide 3 or more youth development activities per year

*Before-school teachers will have access to all grade level lesson plans.

*A variety of youth development activities, including STEM will be offered each week.

*30 minutes of tutoring or project-based enrichment will be offered every day before school.

*At least 80% of regular attendees will maintain positive or improve teacher-reported school day behavior.

*85% of students who attend at least 30 hours of before-school programming will demonstrate a Student Growth Percentile of 50 or more on the NWEA MAP Math assessment.

*90% of students who attend at least 30 hours of before-school programming will increase their reading level from baseline to end of year.

*12 adult family member workshops and/or educational opportunities will be provided per year

*The program will hold at least 4 Advisory Council meetings per year, with representation from NCS, VIA, parents, students, and partners.

Logic Model Updated
11/15/2022
9/11/2024

RESULTS:

What Actually Happened.



Program Implementation

Engagement

Outcomes

Survey Results

Process Objectives



Not able to be measured



Objective not met



Objective met



Academic Programming

- ✓ • Before-school teachers will have access to all grade level lesson plans.
- ✓ • 30 minutes of tutoring or project-based enrichment will be offered every day before school.



Enrichment Programming

- ✓ • A variety of youth development activities, including STEM will be offered each week.



Community Engagement

- ✓ • The program will hold at least 4 Advisory Council meetings per year, with representation from NCS, VIA, parents, students, and partners.
- ✓ • The school will partner with at least 2 community organizations to provide youth development programming each year.
- ✓ • Partners provide three or more youth development activities per year.



Parent Engagement

- ✓ • 12 adult family member workshops and/or educational opportunities will be provided per year



Extended Hours

- ✓ • The NCS 21st CCLC site will provide at least 400 hours programming over 40 weeks

Where and When

Niagara Charter School



Summer
4 weeks
Monday - Friday
9:00am - 12:00pm



School Year
512 hours over
34 weeks
per year.
Monday - Friday
7:55am - 8:55am
3:05pm - 5:30pm
Saturdays
1-3 hours

What Activities were Offered?

Academic



Tutoring



Expanded Learning Time



Academic Enrichments



STEAM



Literacy

Enrichment



Band



Girl Scouts



Track



Sports



F-Bites



Crafts

Sample Schedule

MONDAY

8:00am-8:55am - Academic Enrichment
3:00pm-4:00pm - Monday Band
4:00pm-5:00pm - Drill Team
4:00pm-5:30pm - Girls on the Run

TUESDAY

8:00am-8:55am - Academic Enrichment
1:30pm-2:30pm - ELT
3:00pm-4:00pm - Tuesday Band
4:00pm-5:00pm - F-Bites
4:00pm-5:00pm - Soccer

WEDNESDAY

8:00am-8:55am - Academic Enrichment
3:00pm-4:00pm - Wednesday Band
4:00pm-5:30pm - Girls on the Run

THURSDAY

8:00am-8:55am - Academic Enrichment
1:30pm-2:30pm - ELT
3:05pm-3:45pm - Boy Scouts
4:00pm-5:00pm - Chorus Club

FRIDAY

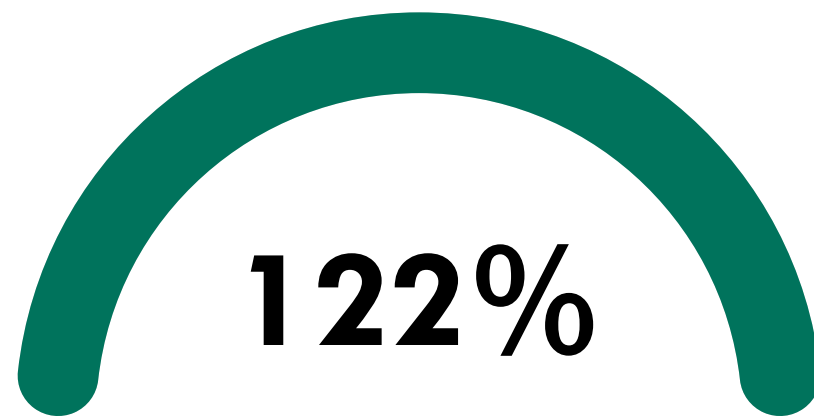
8:00am-8:55am - Academic Enrichment
3:05pm-3:45pm - Boy Scouts

SATURDAY

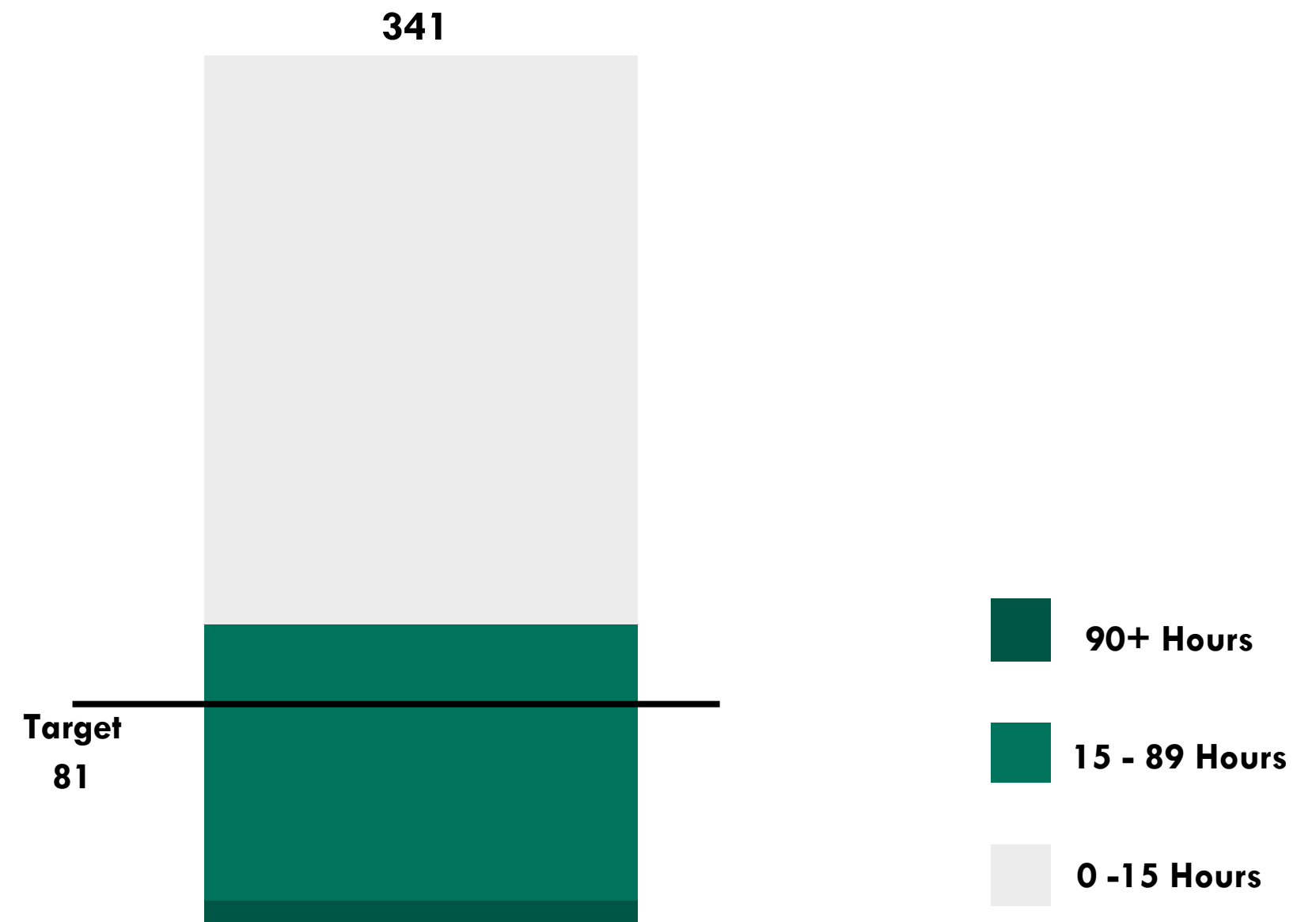
F-Bites

How Many Students Attended?


A total of 341 students participated in at least 1 hour of program this year, 99 students met the state threshold to count as participants (15+ hours). This is over 100% of the target number of 81.



Percent of target number of students who attended 15+ hours of programming



Which Grade Levels Participated?



Kindergarten	43
Grade 1	54
Grade 2	53
Grade 3	46
Grade 4	49
Grade 5	47
Grade 6	49

Community PAC

Quarterly PAC Meetings

October 22, 2023

January 18, 2024

March 14, 2024

June 5, 2024

PROGRAM STAFF



ADMINISTRATORS



TEACHERS



COMMUNITY PARTNERS



PARENTS



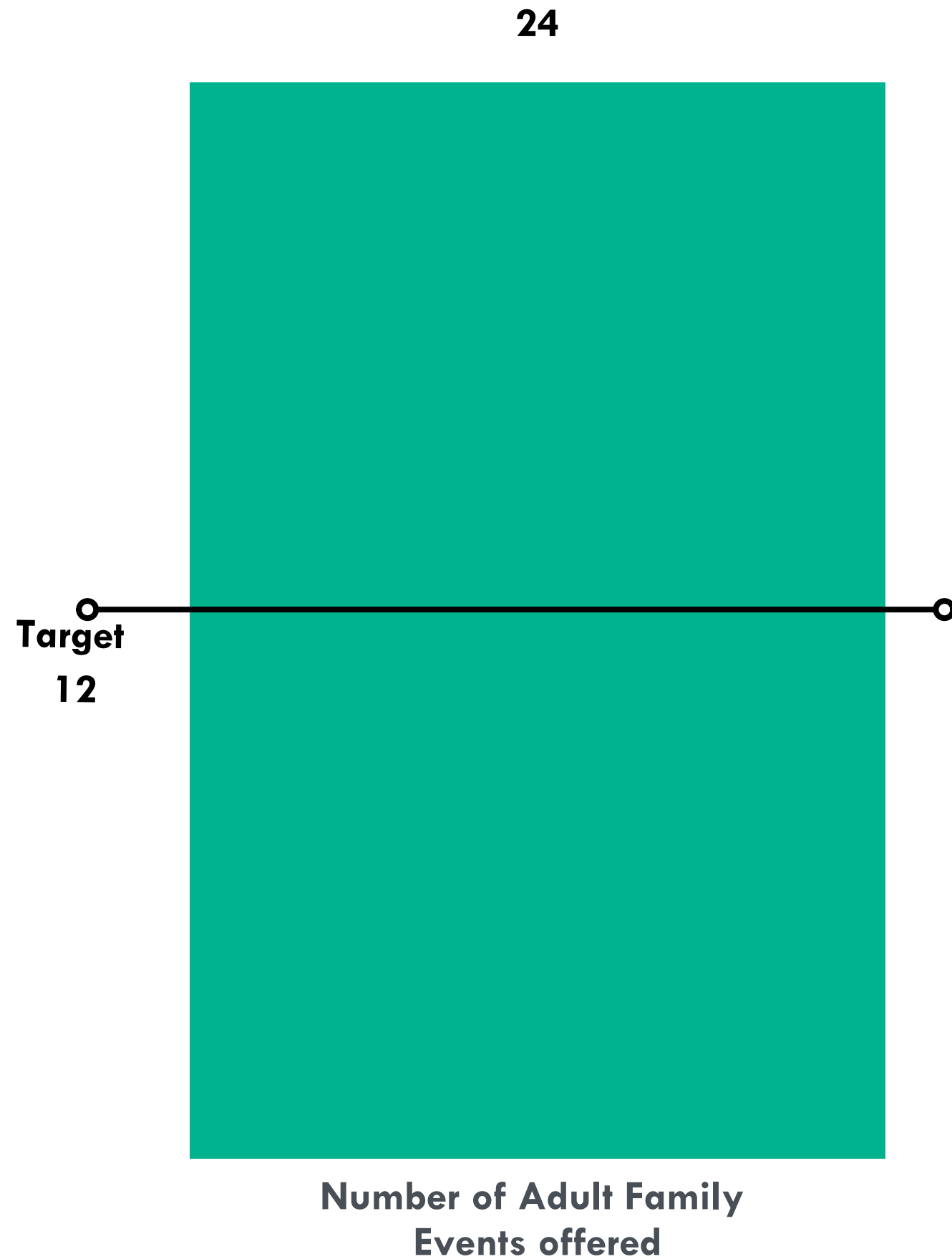
STUDENTS



OTHER



Adult Family



Challenge Island



F- Bites



Exhibition Night



Literacy Night

Objectives



Academic



• **85% of students who attend at least 30 hours of before-school programming will demonstrate a Student Growth Percentile of 50 or more on the NWEA MAP Math assessment.**



• **90% of students who attend at least 30 hours of before-school programming will increase their reading level from baseline to end of year.**



Behavior



• **At least 80% of regular attendees will maintain positive or improve teacher-reported school day behavior.**



Not able to be measured



Objective not met



Objective met


Academic

Percentage of students who attend at least 30 hours of before-school programming will demonstrate a Student Growth Percentile of 50 or more on the NWEA MAP Math Assessment.



63%

*Only Students reached 30 or more hours to be counted towards this Objective



90% of students who attend at least 30 hours of before-school programming will increase their reading level from baseline to end of year.

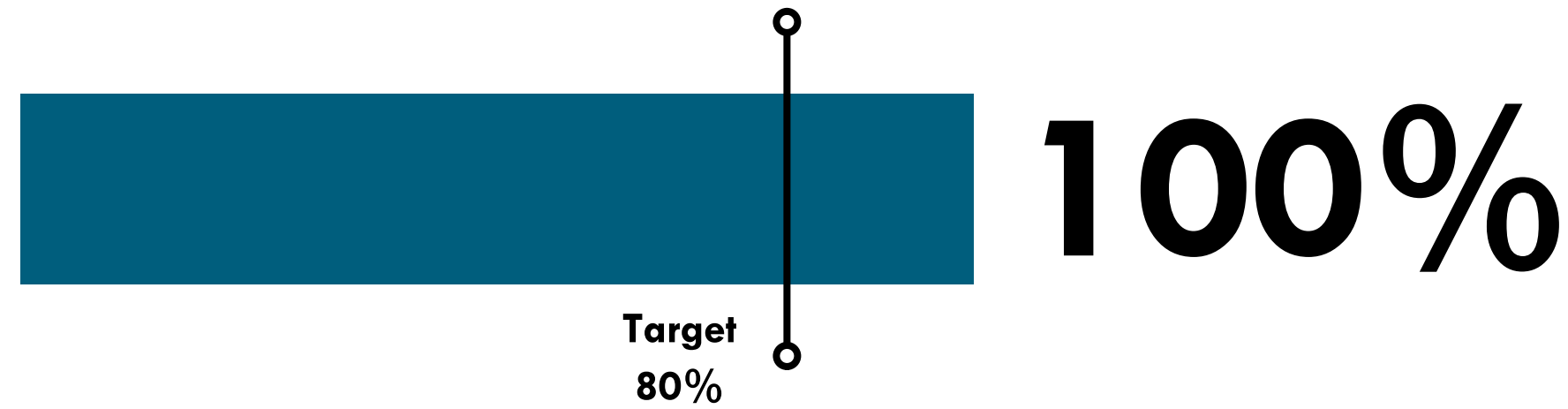


100%

Behavior

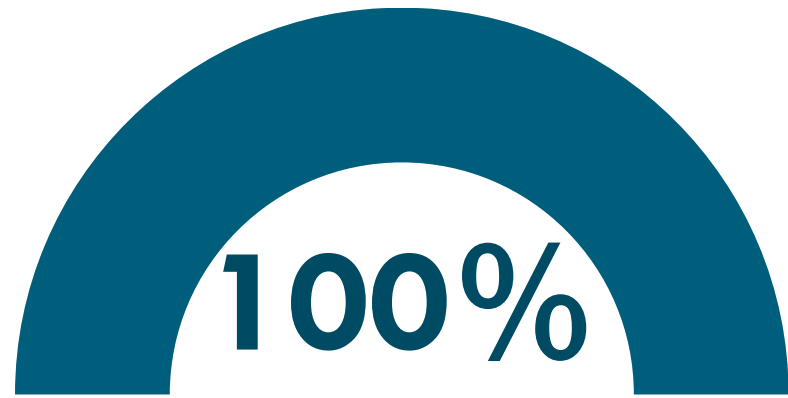
*Only 10 Students reached 90 or more hours to be counted towards this Objective

At least 80% of regular attendees will maintain positive or improve teacher-reported school day behavior.



Students

69 Student Respondents



The staff in this program care about me.



I like coming to this program

What Students Like Best

- The cooking classes
- Band
- Running
- Being with friends

Student Recommendations

- Extending the time
- Allowing more students to attend

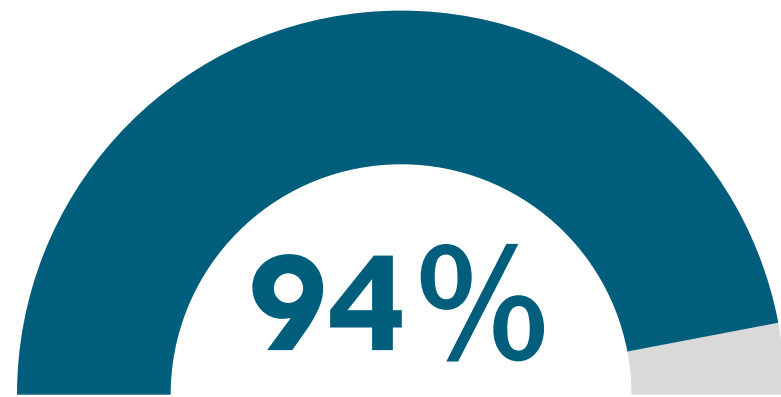


They teach me how to play an instrument and safety patrol teaches me how to be a better person.



Adult Family

33 Family Respondents



Overall, this program is good for my child.



My child is safe at this program.

Parent Recommendations

- Longer program.
- Starting the program earlier in the year
- Communication/pictures sent to the parents.



That he is able to do something special with his peers in a school setting and learn/practice new skills together with guidance from an adult.



WHAT'S NEXT?



Program Successes to Build On

Next Steps

PROGRAM SUCCESSES TO BUILD ON



The program far surpassed the intended number of students served and met all performance measures




The smaller size of the school allows staff to have a deep understanding of the students and their needs



The Administration created a solid structure for Year One which resulted in all objectives being met and getting a head start for Year Two.

NEXT STEPS



Revisit Academic Supports

Despite modifying the performance indicators to increase sample size, the intended goals were not met. Revisit what supports are being offered in before to determine if there are ways to further support student academic growth.



Your VIA 21st CCLC Team

Emily Hagstrom




Mary Baier



Senior Project Manager
Emily@viaeval.com

Research Associate
Mary@viaeval.com

Administrative Team



Evaluation Team

Contact Us:



(716) 362-0627

info@viaeval.com

viaevaluation.com

